

SAPA MENTARI

Sajian Pagi Menu Trading dari BRI Danareksa Sekuritas

Selasa, 28 Februari 2023



TOPIC:

- **PERGERAKAN IHSG**
- **NEWS UPDATE**
- **TRADING IDEAS**
- **PERGERAKAN SAHAM BBB**
- **REKOMENDASI SAHAM ANDALAN**



SAPA MENTARI

SAJIAN PAGI MENU TRADING DARI BRI DANAREKSA SEKURITAS

Disclaimer

The information contained in this report has been taken from sources which we deem reliable. However, none of BRI Danareksa Sekuritas and/or its affiliated companies and/or their respective employees and/or agents makes any representation or warranty (express or implied) or accepts any responsibility or liability as to, or in relation to, the accuracy or completeness of the information and opinions contained in this report or as to any information contained in this report or any other such information or opinions remaining unchanged after the issue thereof.

We expressly disclaim any responsibility or liability (express or implied) of BRI Danareksa Sekuritas, its affiliated companies and their respective employees and agents whatsoever and howsoever arising (including, without limitation for any claims, proceedings, action, suits, losses, expenses, damages or costs) which may be brought against or suffered by any person as a result of acting in reliance upon the whole or any part of the contents of this report and neither BRI Danareksa Sekuritas, its affiliated companies or their respective employees or agents accepts liability for any errors, omissions or misstatements, negligent or otherwise, in the report and any liability in respect of the report or any inaccuracy therein or omission there from which might otherwise arise is hereby expressly disclaimed.

The information contained in this report is not to be taken as any recommendation made by BRI Danareksa Sekuritas or any other person to enter into any agreement with regard to any investment mentioned in this document. This report is prepared for general circulation. It does not have regard to the specific person who may receive this report. In considering any investments you should make your own independent assessment and seek your own professional financial and legal advice.

WE'RE ONE CALL AWAY!

- @bridanareksa
- BRI Danareksa Sekuritas
- BRI Danareksa Sekuritas
- BRI Danareksa Sekuritas (BRIDS Official Channel)



CALL CENTER BRIDS:
(021) 1500 681
callcenter@brids.co.id

UNLOCK GIVEAWAY

IKUTI SEMUA PLATFORM MEDIA SOSIAL BRI DANAREKSA SEKURITAS DAN MENANGKAN HADIAH TOTAL

2 JUTA RUPIAH

untuk 10 orang beruntung!

Giveaway akan dibagikan jika masing-masing target Followers/ Subscribers terpenuhi

Road to 30K Followers



[Instagram BRIDS](#)

Road to 15K Subscribers



[YouTube BRIDS](#)

Road to 5K Subscribers



[Telegram BRIDS](#)



KEY INDEX PERFORMANCE

Domestic & Sectoral

	Price	1D	1W	1M	YTD
IDX	6,854.78	-0.03%	-0.58%	-0.64%	0.06%
JKIDX30	493.25	0.19%	-0.67%	-0.43%	1.05%
LQ45	948.08	0.12%	-0.71%	-0.17%	1.16%
JKNONCYC	746.74	-0.71%	-2.33%	1.52%	4.21%
JKINFRA	852.72	-1.43%	-2.57%	-0.50%	-1.83%
JKHEALTH	1,558.92	-2.18%	-3.25%	1.94%	-0.39%
JKCYCLIC	847.96	-0.10%	0.27%	2.46%	-0.35%
JKINDUST	1,158.68	0.24%	1.13%	-1.71%	-1.33%
JKTECHNO	5,397.04	-0.96%	-2.40%	-2.55%	4.55%
JKTRANS	1,882.68	-1.39%	2.51%	5.33%	13.28%
JKENERGY	2,071.04	-0.07%	0.05%	-4.65%	-9.15%
JKBASIC	1,240.72	0.19%	-0.58%	-1.73%	2.02%
JKFINANCE	1,407.18	0.16%	-1.74%	-1.48%	-0.55%
JKII	578.11	-0.82%	-0.76%	-1.03%	-1.69%
JKISSI	211.83	-0.40%	-0.08%	-0.93%	-2.71%

Global

Dow Jones	32,889.09	0.22%	-2.77%	-3.20%	-0.78%
S&P 500	3,982.24	0.31%	-2.37%	-2.17%	3.72%
NASDAQ	11,466.98	0.63%	-2.72%	-1.33%	9.56%

EIDO, VIX & DX

EIDO	23.05	0.72%	-0.56%	-2.12%	2.95%
VIX	20.95	-3.32%	-1.32%	13.18%	-3.32%
DX	104.618	-0.52%	0.80%	2.84%	1.30%

Europe

FTSE	7,935.11	0.72%	-0.99%	2.19%	6.49%
GDAXI	15,381.43	1.13%	-0.62%	1.53%	10.47%
CAC40	7,295.55	1.51%	-0.55%	2.79%	12.69%

Asean & Regional

Thailand (SET)	1,627.35	-0.41%	-1.83%	-3.21%	-2.48%
Malaysia (KLCI)	1,455.50	-0.09%	-1.22%	-2.81%	-2.67%
China (SSEC)	3,258.03	-0.28%	-0.98%	-0.21%	5.46%
Hong Kong (HSI)	19,958.00	-0.26%	-4.45%	-12.04%	0.89%
Singapore (STI)	3,263.24	-0.58%	-1.38%	-3.86%	0.37%
Japan (N225)	27,423.96	-0.11%	-0.39%	0.15%	5.09%
Korea (KS11)	2,402.64	-0.87%	-2.14%	-3.28%	7.43%

CURRENCY AND BOND YIELD

	Rate	1D	1W	1M	YTD
USD/IDR	15,270.0	0.33%	0.76%	1.94%	-1.90%
USD/JPY	136.24	-0.17%	1.49%	4.91%	3.91%
EUR/USD	1.0607	0.59%	-0.69%	-2.38%	-0.88%
GBP/USD	1.2060	0.98%	0.20%	-2.70%	-0.29%
ID10YR	6.951	1.61%	3.48%	3.33%	0.38%
US10YR	3.930	-0.49%	2.04%	12.06%	1.33%

COMMODITY

	Price	1D	1W	1M	YTD
Nickel	25,398.00	3.44%	-5.70%	-12.12%	-15.48%
Coal	196.50	-3.79%	-4.21%	-44.99%	-51.26%
Gold	1,824.25	0.39%	-1.42%	-5.80%	-0.11%
Silver	20.723	-1.03%	-4.99%	-11.96%	-13.81%
Copper	4.0100	1.45%	-4.07%	-5.02%	5.18%
Tin	25,651.00	-1.99%	-3.93%	-16.82%	3.40%
Palm Oil	4.220	-0.78%	1.32%	7.28%	-0.36%
Oil (Brent)	82.02	-0.97%	-2.36%	-5.27%	-4.45%
Oil (WTI)	75.67	-1.28%	-1.99%	-4.92%	-5.85%

Source : investing.com, Barchart



FOKUS HARI INI

*Rekomendasi kami pada halaman ini menggunakan proyeksi 1 tahun buku, kecuali ada update perkembangan selanjutnya.

▶ Unilever Indonesia (UNVR) : Still Challenging

UNVR melaporkan pendapatan 4Q22 meningkat +1.7% YoY dan laba bersih senilai IDR735bn (-45% YoY) sehingga analis kami memperkirakan laba bersih FY22 hanya mencapai 89% dari estimasi. Oleh karenanya, analis kami merevisi turun perkiraan laba FY23 sebesar 12% dan merekomendasikan *hold* untuk UNVR.

Full Report : [Klik disini](#)

▶ Bank Pembangunan Daerah Jawa Barat dan Banten (BJBR) : Perolehan Kinerja FY22

BJBR melaporkan laba bersih FY22 senilai IDR2.24tn (+11.44% YoY) yang sebagian besar ditopang oleh pendapatan bunga bersih yang mencapai IDR8.4tn (+6.32% YoY). Selain itu, tercatat *fee based income* senilai IDR1.19tn, dengan DPK dan CASA masing-masing IDR131.12tn dan IDR54.69tn.

Source : [Bisnis.com](#)

▶ Macro and Flow Tracker: Inflation and Interest Rate Direction

Data inflasi bulan Februari 2023 akan dirilis pada 1 Maret dimana inflasi diperkirakan sebesar 5.24%, dimana angka ini krusial bagi keputusan BI terkait kebijakan suku bunga. Selain itu, ekspektasi pasar saat ini dinilai akan mengikuti langkah The Fed dengan tidak menurunkan suku bunga pada 2023.

Full Report : [Klik disini](#)

▶ Matahari Department Store (LPPF) : Target Kinerja FY23

LPPF menargetkan EBITDA FY23 dapat mencapai IDR2.3tn (+17.34% YoY) seiring membaiknya kondisi perekonomian dan angka FY22 yang tumbuh +50% YoY. Sebagai informasi, pendapatan dan laba bersih LPPF pada FY22 tercatat mencapai IDR6.45tn (+15.5% YoY) dan IDR1.38tn (+51.52% YoY).

Source : [Bisnis.com](#)

▶ Corporate Action

RUPS: GTSI, MEDS PKPK

Right Issue:

YELO, Ratio 1:8, Harga tebus Rp100, trading period 17 Feb-02 Mar 2023

IPO Pooling

1. PT Mitra Pack Tbk (PTMP)

Sektor: Distributor barang industri

Price: Rp120

Pooling period: 27 Feb- 02 Maret 2023

2. PT Berdikari Pondasi Perkasa Tbk (BDKR)

Sektor: Infrastruktur

Price: Rp200

Pooling period: 27 Feb- 03 Mar 2023

Info: setiap 2 saham baru hasil IPO berhak atas 1 waran seri



Trading Ideas

oleh Hadyatma Dahna Marta – Trading & Investment Specialist

Composite Daily



S2	S1	R1	R2
6,741	6,816	6,952	6,978

Last Price : 6,854

- IHSG diprediksi bergerak mixed cenderung menguat terbatas
- Indikator MACD negatif melemah
- Indikator Stochastic netral menguat
- Indikator RSI netral menguat

ANTM – Trading Buy



TP1	TP2	SL1	SL2
2,040	2,070	1,980	1,955

Last Price : 2,010

Trading Range : 1,955 – 2,070

- Volume transaksi stabil dibawah rata-rata
- Indikator MACD negatif melemah
- Indikator Stochastic oversold
- Indikator RSI oversold

ESSA – Trading Buy



TP1	TP2	SL1	SL2
1,085	1,110	1,030	1,000

Last Price : 1,060

Trading Range : 1,000 – 1,110

- Volume transaksi meningkat diatas rata-rata
- Indikator MACD positif menguat
- Indikator Stochastic netral menguat menuju overbought
- Indikator RSI netral menguat menuju overbought

ASII – Trading Buy



TP1	TP2	SL1	SL2
5,850	5,875	5,725	5,650

Last Price : 5,800

Trading Range : 5,650 – 5,875

- Volume transaksi stabil dibawah rata-rata
- Indikator MACD positif golden cross
- Indikator Stochastic netral menguat menuju overbought
- Indikator RSI netral menguat menuju overbought

ARTO - Sell



TP1	TP2	SL1	SL2
2,420	2,370	2,530	2,580

Last Price : 2,470

Trading Range : 2,370 – 2,580

- Volume transaksi meningkat diatas rata-rata
- Indikator MACD negatif menguat
- Indikator Stochastic oversold konsolidasi
- Indikator RSI oversold konsolidasi

KIOS - Sell



TP1	TP2	SL1	SL2
89	88	94	98

Last Price : 91

Trading Range : 88 - 98

- Volume transaksi stabil dibawah rata-rata
- Indikator MACD positif melemah
- Indikator Stochastic netral melemah menuju oversold
- Indikator RSI netral melemah menuju oversold



STOCK PICK

TREND TRADE						
Code	Action	Call Price	Last Price	Target Price	Stop Loss	Remarks
SMGR	BUY	7.200	7.375	8.200	6.725	Bullish Trend Day 30
SIDO	BUY	870	855	1.000	790	Cup and handle Day 10
ESSA	BUY	1.050	1.060	1.155	920	Cup and handle Potentially Day 2

Catatan:

Trend Trade/Minor Trend memiliki rentang waktu hold position dalam 30 hari. *rekomendasi baru
Call Price adalah harga pada saat rekomendasi dikeluarkan

SWING TRADE						
Code	Action	Call Price	Last Price	Target Price	Stop Loss	Remarks
ASSA	BUY	1.000	970	1.070	875	Rounding Bottom Day 8
AKRA	BUY	1.315	1.385	1.425	1.265	Ascending Triangle Day 4
*CTRA	BUY	990	990	1.050	920	Inverted Head and Shoulder Day 1

Catatan:

Swing Trade memiliki rentang waktu hold position dalam 3-10 hari. *rekomendasi baru
Call Price adalah harga pada saat rekomendasi dikeluarkan

DAY TRADE										
NO	CODE	LAST PRICE	PREV DAY	Δ	% CHG	ACTION	TP1	TP2	SL1	SL2
1	ANTM	2010	2000	10	0,50%	BUY	2.040	2.070	1.980	1.955
2	ESSA	1060	1050	10	0,95%	BUY	1.085	1.110	1.030	1.000
3	ASII	5800	5750	50	0,87%	BUY	5.850	5.875	5.725	5.650
4	SSIA	432	412	20	4,85%	BUY	442	452	414	396
5	AMRT	2950	2910	40	1,37%	BUY	2.990	3.030	2.870	2.800
6	ISAT	6700	6600	100	1,52%	BUY	6.850	6.975	6.525	6.350
7	MPMX	1245	1200	45	3,75%	BUY	1.265	1.285	1.210	1.180
8	ACES	510	515	-5	-0,97%	BUY	525	540	498	486
9	ARTO	2470	2530	-60	-2,37%	SELL	2.420	2.370	2.530	2.580
10	KIOS	91	94	-3	-3,19%	SELL	89	88	94	98
11	ACST	156	159	-3	-1,89%	SELL	154	153	158	161
12	PTPP	645	660	-15	-2,27%	SELL	630	615	675	700
13	TOWR	1065	1085	-20	-1,84%	SELL	1.050	1.040	1.080	1.095
14	BCAP	66	69	-3	-4,35%	SELL	64	63	69	73
15	IMJS	304	310	-6	-1,94%	SELL	302	300	308	312

Keterangan Day Trade Stock Pick :

1. Data kumpulan saham diambil dari BRIDS Technical Universe
2. Data diurutkan berdasarkan value transaksi terbesar selama 20 hari bursa terakhir
3. SL1 (Stop Loss 1) = Batas bawah pertama yang direkomendasikan untuk melakukan CUT LOSS
4. SL2 (Stop Loss 2) = Batas bawah kedua yang direkomendasikan untuk melakukan CUT LOSS
5. TP1 (Target Price 1) = Batas atas pertama yang direkomendasikan untuk melakukan TAKE PROFIT
6. TP2 (Target Price 2) = Batas atas kedua yang direkomendasikan untuk melakukan TAKE PROFIT









Sales Team




Ferdi Armand Hanafi




Branch Manager - Coordinator

 Palembang
 ferdi.hanafi@bridanareksasekuritas.co.id
 (021) 78849149

 Depok
 ferdi.hanafi@bridanareksasekuritas.co.id
 (021) 50914100



 Bandung
 ferdi.hanafi@bridanareksasekuritas.co.id
 (022) 7303588

 Surabaya
 ferdi.hanafi@bridanareksasekuritas.co.id
 (031) 5345888

 Medan
 ferdi.hanafi@bridanareksasekuritas.co.id
 (061) 4528100




Ferdi Armand Hanafi

Head - Retail Business Activation & Engagement

 ferdi.hanafi@bridanareksasekuritas.co.id
 (021) 50914100




Rudy Ruslim

Branch Manager

 Mangga Dua
 rudyr@bridanareksasekuritas.co.id
 (021) 62301988




Umar Bin Aziz

Branch Manager

 Makassar
 umarba@bridanareksasekuritas.co.id
 (0411) 8114011




Upik Yuzarni

Branch Manager

 Bumi Serpong Damai (BSD)
 upik_y@bridanareksasekuritas.co.id
 (021) 29555777

Yahuda Nawa Yanukrisna

Branch Manager

 Yogyakarta, Solo, Semarang
 yahuda@bridanareksasekuritas.co.id
 (0274) 551181