



SAPA MENTARI



Sajian Pagi Menu Trading dari BRI Danareksa Sekuritas

Senin, 27 Februari 2023



TOPIC:

- **PERGERAKAN IHSG**
- **NEWS UPDATE**
- **TRADING IDEAS**
- **PERGERAKAN SAHAM BBB**
- **REKOMENDASI SAHAM ANDALAN**



SAPA MENTARI

SAJIAN PAGI MENU TRADING DARI BRI DANAREKSA SEKURITAS

Disclaimer

The information contained in this report has been taken from sources which we deem reliable. However, none of BRI Danarekxa Sekuritas and/or its affiliated companies and/or their respective employees and/or agents makes any representation or warranty (express or implied) or accepts any responsibility or liability as to, or in relation to, the accuracy or completeness of the information and opinions contained in this report or as to any information contained in this report or any other such information or opinions remaining unchanged after the issue thereof.

We expressly disclaim any responsibility or liability (express or implied) of BRI Danarekxa Sekuritas, its affiliated companies and their respective employees and agents whatsoever and howsoever arising (including, without limitation for any claims, proceedings, action, suits, losses, expenses, damages or costs) which may be brought against or suffered by any person as a result of acting in reliance upon the whole or any part of the contents of this report and neither BRI Danarekxa Sekuritas, its affiliated companies or their respective employees or agents accepts liability for any errors, omissions or misstatements, negligent or otherwise, in the report and any liability in respect of the report or any inaccuracy therein or omission there from which might otherwise arise is hereby expressly disclaimed.

The information contained in this report is not to be taken as any recommendation made by BRI Danarekxa Sekuritas or any other person to enter into any agreement with regard to any investment mentioned in this document. This report is prepared for general circulation. It does not have regard to the specific person who may receive this report. In considering any investments you should make your own independent assessment and seek your own professional financial and legal advice.

WE'RE ONE CALL AWAY!

- @bridanarekxa
- BRI Danarekxa Sekuritas
- BRI Danarekxa Sekuritas
- BRI Danarekxa Sekuritas (BRIDS Official Channel)



CALL CENTER BRIDS:
(021) 1500 681
callcenter@brids.co.id

PENGEN PUNYA JURUS JITU BIAR GAK GAMPANG KETIPU?



Yuk, Ikutan
BRIDS EDUVEST!
SEKOLAH PASAR MODAL
BERSAMA BRIDS

CEK JADWALNYA
DI APLIKASI



DOWNLOAD
brights
SEKARANG!

[Buka Rekening Sekarang!](#)

KEY INDEX PERFORMANCE

Domestic & Sectoral

	Price	1D	1W	1M	YTD
IDX	6,856.58	0.25%	-0.57%	-0.61%	0.09%
JKIDX30	492.33	0.32%	-0.80%	-0.62%	0.86%
LQ45	946.93	0.27%	-0.78%	-0.30%	1.04%
JKNONCYC	752.10	-0.46%	-0.94%	2.25%	4.96%
JKINFRA	865.08	0.26%	-0.02%	0.94%	-0.41%
JKHEALTH	1,593.69	0.75%	-1.36%	4.21%	1.83%
JKCYCLIC	848.83	0.29%	0.52%	2.57%	-0.24%
JKINDUST	1,155.94	0.57%	0.07%	-1.94%	-1.57%
JKTECHNO	5,449.20	1.09%	-2.93%	-1.61%	5.56%
JKTRANS	1,909.29	0.64%	3.67%	6.81%	14.88%
JKENERGY	2,072.51	0.73%	-0.47%	-4.58%	-9.08%
JKBASIC	1,238.38	-0.05%	-0.98%	-1.92%	1.83%
JKFINANCE	1,404.91	-0.27%	-1.59%	-1.64%	-0.71%
JKII	582.89	0.40%	0.65%	-0.21%	-0.88%
JKISSI	212.68	0.22%	0.50%	-0.53%	-2.32%

Global

Dow Jones	32,816.92	-1.02%	-2.99%	-3.42%	-1.00%
S&P 500	3,970.04	-1.05%	-2.67%	-2.47%	3.40%
NASDAQ	11,394.94	-1.69%	-3.33%	-1.95%	8.87%

EIDO, VIX & DX

EIDO	22.88	-0.52%	-1.29%	-2.85%	2.19%
VIX	21.67	0.00%	8.24%	17.07%	-0.00%
DX	105.195	0.63%	1.36%	3.42%	1.87%

Europe

FTSE	7,878.66	-0.37%	-1.57%	1.46%	5.73%
GDAXI	15,209.74	-1.72%	-1.76%	0.39%	9.24%
CAC40	7,187.27	-1.78%	-2.18%	1.27%	11.02%

Asean & Regional

Thailand (SET)	1,634.02	-1.12%	-1.07%	-2.81%	-2.08%
Malaysia (KLIC)	1,456.80	-0.06%	-1.36%	-2.72%	-2.59%
China (SSEC)	3,267.16	-0.62%	1.34%	0.07%	5.76%
Hong Kong (HSI)	20,010.04	-1.68%	-3.43%	-11.81%	1.16%
Singapore (STI)	3,282.30	0.53%	-1.38%	-3.30%	0.95%
Japan (N225)	27,453.48	1.29%	-0.22%	0.26%	5.21%
Korea (KS11)	2,423.61	-0.63%	-1.13%	-2.43%	8.37%

CURRENCY AND BOND YIELD

	Rate	1D	1W	1M	YTD
USD/IDR	15,225.0	0.26%	0.16%	1.64%	-2.18%
USD/JPY	136.49	1.33%	1.74%	5.11%	4.10%
EUR/USD	1.0547	-0.45%	-1.37%	-2.94%	-1.45%
GBP/USD	1.1940	-0.61%	-0.79%	-3.69%	-1.30%
ID10YR	6.895	1.55%	2.48%	2.50%	-0.43%
US10YR	3.947	-0.05%	3.41%	12.54%	1.76%

COMMODITY

	Price	1D	1W	1M	YTD
Nickel	24,424.00	-3.79%	-5.31%	-15.49%	-18.72%
Coal	209.20	-0.43%	-2.32%	-42.89%	-49.40%
Gold	1,818.00	-0.48%	-1.61%	-6.12%	-0.45%
Silver	20.747	-2.62%	-3.94%	-11.84%	-13.70%
Copper	3.9558	-2.54%	-3.97%	-6.32%	3.75%
Tin	25,651.00	-1.99%	-0.79%	-16.82%	3.40%
Palm Oil	4.202	-0.78%	1.32%	7.28%	-0.36%
Oil (Brent)	83.16	1.16%	0.28%	-3.96%	-3.12%
Oil (WTI)	76.47	1.10%	-0.29%	-4.05%	-5.00%

Source : investing.com, Barchart



FOKUS HARI INI

*Rekomendasi kami pada halaman ini menggunakan proyeksi 1 tahun buku, kecuali ada update perkembangan selanjutnya.

▶ Indo Tambangraya Megah (ITMG) : Still Attractive Although Weaker Future Performance Expected

ITMG melaporkan peningkatan kinerja FY22 ditengah penurunan trend harga batu bara sehingga analis kami memperkirakan peningkatan laba FY23 sebesar **+15% YoY**. Selain itu, analis kami juga memperkirakan *dividend yield* ITMG pada 2023 sebesar **10%** meskipun telah membayarkan dividen interim pada November 2022.

Source : [Klik disini](#)

▶ Bank Mega (MEGA) : Pembagian Dividen 70% Dari Laba

MEGA berencana membagikan dividen tahun buku 2022 total mencapai IDR2.83tn atau 70% dari laba bersih FY22. Sebagai informasi, pada FY22 MEGA mencatatkan laba bersih IDR4.05tn (-1% YoY) dan berdasarkan RUPST terdapat perubahan beberapa susunan pengurus Perusahaan.

Source : [Bisnis.com](#)

▶ Solusi Bangun Indonesia (SMCB) : Perolehan Kinerja FY22

SMCB mencatatkan pendapatan dan laba FY22 senilai IDR12.26tn (+9.3% YoY) dan IDR877.24bn (+26.46% YoY). Adapun pendapatan FY22 sebagian besar ditopang oleh penjualan semen ke PT Semen Indonesia (Persero) yang mencapai 69% dari total pendapatan konsolidasian.

Source : [Investor Daily](#)

▶ Dharma Polimetal (DRMA) : Pengembangan Ekosistem Pendukung EV

DRMA melalui anak usahanya bekerjasama dengan Rakata Motorcycle untuk mengembangkan sistem tukar *swap* baterai kendaraan listrik. Selain itu, DRMA juga menjadi *supplier battery* sejak 2022 serta berinvestasi pada mesin-mesin baru yang akan menunjang produksi kendaraan listrik.

Source : [Kontan](#)

▶ Corporate Action

RUPS: PTSN, HAIS

Right Issue:

- MSIN, Ratio 10:1, Harga tebus Rp4900, trading period 14 Feb-27 Feb 2023
- YELO, Ratio 1:8, Harga tebus Rp100, trading period 17 Feb-02 Mar 2023

IPO Listing

PT Lini Imaji Kreasi Ekosistem Tbk (FUTR)

Sektor: Advertising, Consumer Cyclical

Price: Rp100

Info: setiap 5 saham baru hasil IPO berhak atas 4 waran seri

IPO Pooling

PT Hillcon Tbk (HILL)

Sektor: Basic material

Pooling period: 23 Feb- 27 Feb 2023

Price: Rp1250



Trading Ideas

oleh Hadyatma Dahna Marta – Trading & Investment Specialist

Composite Daily



S2	S1	R1	R2
6,741	6,816	6,952	6,978

Last Price : 6,856

- IHSG diprediksi bergerak mixed cenderung melemah terbatas
- Indikator MACD negatif menguat
- Indikator Stochastic netral melandai
- Indikator RSI netral melandai

MEDC – Trading Buy



TP1	TP2	SL1	SL2
1,190	1,225	1,070	1,000

Last Price : 1,105

Trading Range : 1,000 – 1,225

- Volume transaksi meningkat dibawah rata-rata
- Indikator MACD positif golden cross
- Indikator Stochastic netral menguat
- Indikator RSI netral menguat

BRIS – Buy On Weakness



TP1	TP2	SL1	SL2
1,760	1,970	1,535	1,480

Last Price : 1,630

Trading Range : 1,480 – 1,970

- Volume transaksi meningkat diatas rata-rata
- Indikator MACD positif melemah
- Indikator Stochastic netral menguat
- Indikator RSI netral menguat

MYOR – Trading Buy



TP1	TP2	SL1	SL2
2,750	2,800	2,610	2,570

Last Price : 2,680

Trading Range : 2,570 – 2,800

- Volume transaksi meningkat diatas rata-rata
- Indikator MACD positif golden cross
- Indikator Stochastic netral menguat menuju overbought
- Indikator RSI netral menguat menuju overbought

SMBR - Sell



TP1	TP2	SL1	SL2
374	264	402	432

Last Price : 398

Trading Range : 264 - 432

- Volume transaksi meningkat diatas rata-rata
- Indikator MACD negatif menguat
- Indikator Stochastic oversold konsolidasi
- Indikator RSI oversold konsolidasi

UNVR - Sell



TP1	TP2	SL1	SL2
4,160	4,130	4,370	4,450

Last Price : 4,350

Trading Range : 4,130 – 4,450

- Volume transaksi stabil dibawah rata-rata
- Indikator MACD negatif menguat
- Indikator Stochastic oversold konsolidasi
- Indikator RSI oversold konsolidasi



STOCK PICK

TREND TRADE						
Code	Action	Call Price	Last Price	Target Price	Stop Loss	Remarks
SMGR	BUY	7.200	7.400	8.200	6.725	Bullish Trend Day 29
SIDO	BUY	870	865	1.000	790	Cup and handle Day 9
*ESSA	BUY	1.050	1.050	1.155	920	Cup and handle Potentially Day 1

Catatan:

Trend Trade/Minor Trend memiliki rentang waktu hold position dalam 30 hari. *rekomendasi baru
Call Price adalah harga pada saat rekomendasi dikeluarkan

SWING TRADE						
Code	Action	Call Price	Last Price	Target Price	Stop Loss	Remarks
ASSA	BUY	1.000	975	1.070	875	Rounding Bottom Day 7
AKRA	BUY	1.315	1.400	1.425	1.265	Ascending Triangle Day 3
AGII	BUY	2.270	2.200	2.420	2.100	Bullish Trend Day 2

Catatan:

Swing Trade memiliki rentang waktu hold position dalam 3-10 hari. *rekomendasi baru
Call Price adalah harga pada saat rekomendasi dikeluarkan

DAY TRADE										
NO	CODE	LAST PRICE	PREV DAY	Δ	% CHG	ACTION	TP1	TP2	SL1	SL2
1	MEDC	1105	1060	45	4,25%	BUY	1.190	1.225	1.070	1.000
2	BRIS	1630	1625	5	0,31%	BUY	1.760	1.970	1.535	1.480
3	MYOR	2680	2630	50	1,90%	BUY	2.750	2.800	2.610	2.570
4	ELSA	310	308	2	0,65%	BUY	320	334	306	296
5	MIKA	3050	3050	0	0,00%	BUY	3.140	3.230	3.040	2.980
6	ACES	515	510	5	0,98%	BUY	525	560	500	475
7	ASSA	975	970	5	0,52%	BUY	1.000	1.070	940	875
8	BBTN	1340	1350	-10	-0,74%	BUY	1.355	1.375	1.325	1.290
9	SMBR	398	404	-6	-1,49%	SELL	374	264	402	432
10	UNVR	4350	4400	-50	-1,14%	SELL	4.160	4.130	4.370	4.450
11	ARTO	2530	2600	-70	-2,69%	SELL	2.190	2.000	2.770	3.140
12	KIOS	94	96	-2	-2,08%	SELL	82	71	100	105
13	LPPF	5000	5025	-25	-0,50%	SELL	4.675	4.150	5.325	5.400
14	CPIN	5625	5700	-75	-1,32%	SELL	5.625	5.525	6.000	6.275
15	JPFA	1310	1335	-25	-1,87%	SELL	1.280	1.270	1.315	1.350

Keterangan Day Trade Stock Pick :


1. Data kumpulan saham diambil dari BRIDS Technical Universe
2. Data diurutkan berdasarkan value transaksi terbesar selama 20 hari bursa terakhir
3. SL1 (Stop Loss 1) = Batas bawah pertama yang direkomendasikan untuk melakukan CUT LOSS
4. SL2 (Stop Loss 2) = Batas bawah kedua yang direkomendasikan untuk melakukan CUT LOSS
5. TP1 (Target Price 1) = Batas atas pertama yang direkomendasikan untuk melakukan TAKE PROFIT
6. TP2 (Target Price 2) = Batas atas kedua yang direkomendasikan untuk melakukan TAKE PROFIT




Sales Team


Ferdi Armand Hanafi


Branch Manager - Coordinator


 Palembang


 ferdi.hanafi@bridanareksasekuritas.co.id


 (021) 78849149


 Depok


 ferdi.hanafi@bridanareksasekuritas.co.id


 (021) 50914100


 Bandung


 ferdi.hanafi@bridanareksasekuritas.co.id

 (022) 7303588


 Surabaya

 ferdi.hanafi@bridanareksasekuritas.co.id

 (031) 5345888

 Medan


 ferdi.hanafi@bridanareksasekuritas.co.id

 (061) 4528100

Ferdi Armand Hanafi


Head - Retail Business Activation & Engagement

 ferdi.hanafi@bridanareksasekuritas.co.id


 (021) 50914100

Rudy Ruslim

Branch Manager


 Mangga Dua


 rudyr@bridanareksasekuritas.co.id


 (021) 62301988

Umar Bin Aziz

Branch Manager


 Makassar


 umarba@bridanareksasekuritas.co.id


 (0411) 8114011

Upik Yuzarni

Branch Manager


 Bumi Serpong Damai (BSD)


 upik_y@bridanareksasekuritas.co.id


 (021) 29555777

Yahuda Nawa Yanukrisna

Branch Manager

 Yogyakarta, Solo, Semarang

 yahuda@bridanareksasekuritas.co.id

 (0274) 551181