

SAPA MENTARI

Sajian Pagi Menu Trading dari BRI Danareksa Sekuritas

Jumat, 24 Februari 2023



TOPIC:

- **PERGERAKAN IHSG**
- **NEWS UPDATE**
- **TRADING IDEAS**
- **PERGERAKAN SAHAM BBB**
- **REKOMENDASI SAHAM ANDALAN**

Disclaimer

The information contained in this report has been taken from sources which we deem reliable. However, none of BRI Danarekxa Sekuritas and/or its affiliated companies and/or their respective employees and/or agents makes any representation or warranty (express or implied) or accepts any responsibility or liability as to, or in relation to, the accuracy or completeness of the information and opinions contained in this report or as to any information contained in this report or any other such information or opinions remaining unchanged after the issue thereof.

We expressly disclaim any responsibility or liability (express or implied) of BRI Danarekxa Sekuritas, its affiliated companies and their respective employees and agents whatsoever and howsoever arising (including, without limitation for any claims, proceedings, action, suits, losses, expenses, damages or costs) which may be brought against or suffered by any person as a result of acting in reliance upon the whole or any part of the contents of this report and neither BRI Danarekxa Sekuritas, its affiliated companies or their respective employees or agents accepts liability for any errors, omissions or misstatements, negligent or otherwise, in the report and any liability in respect of the report or any inaccuracy therein or omission there from which might otherwise arise is hereby expressly disclaimed.

The information contained in this report is not to be taken as any recommendation made by BRI Danarekxa Sekuritas or any other person to enter into any agreement with regard to any investment mentioned in this document. This report is prepared for general circulation. It does not have regard to the specific person who may receive this report. In considering any investments you should make your own independent assessment and seek your own professional financial and legal advice.

WE'RE ONE CALL AWAY!

 @bridanarekxa

 BRI Danarekxa Sekuritas

 BRI Danarekxa Sekuritas

 BRI Danarekxa Sekuritas
(BRIDS Official Channel)



CALL CENTER BRIDS:

(021) 1500 681

callcenter@brids.co.id

PENGEN PUNYA JURUS JITU BIAR GAK GAMPANG KETIPU?



Yuk, Ikutan
BRIDS EDUVEST!
SEKOLAH PASAR MODAL
BERSAMA BRIDS

CEK JADWALNYA
DI APLIKASI





DOWNLOAD

SEKARANG!

[Buka Rekening Sekarang!](#)



KEY INDEX PERFORMANCE

Domestic & Sectoral

	Price	1D	1W	1M	YTD
IDX	6,839.45	0.43%	-0.82%	-0.31%	-0.16%
JKIDX30	490.74	0.48%	-1.00%	0.05%	0.53%
LQ45	944.43	0.47%	-0.95%	0.54%	0.77%
JKNONCYC	755.56	-0.35%	0.02%	3.25%	5.44%
JKINFRA	862.83	0.31%	-0.48%	1.73%	-0.67%
JKHEALTH	1,581.86	0.25%	-1.47%	2.13%	1.08%
JKCYCLIC	846.34	0.26%	-0.40%	3.16%	-0.54%
JKINDUST	1,149.38	0.70%	-0.72%	-2.61%	-2.13%
JKTECHNO	5,390.31	0.14%	-3.50%	-2.70%	4.42%
JKTRANS	1,897.12	1.24%	2.72%	13.98%	14.15%
JKENERGY	2,057.47	0.49%	-1.94%	-7.55%	-9.74%
JKBASIC	1,239.03	-0.29%	-1.70%	-2.60%	1.88%
JKFINANCE	1,408.78	0.25%	-1.01%	1.19%	-0.43%
JKII	580.54	0.75%	-0.12%	-1.62%	-1.28%
JKISSI	212.21	0.73%	-0.13%	-1.88%	-2.53%

Global

Dow Jones	33,153.91	0.33%	-1.61%	-1.72%	0.02%
S&P 500	4,012.32	0.53%	-1.91%	-0.12%	4.50%
NASDAQ	11,590.40	0.72%	-2.24%	2.26%	10.74%

EIDO, VIX & DXY

EIDO	23.00	0.44%	-1.25%	-0.43%	2.72%
VIX	21.14	-5.16%	4.81%	10.10%	-2.45%
DXY	104.560	0.04%	0.74%	2.84%	1.25%

Europe

FTSE	7,907.72	-0.29%	-1.31%	1.94%	6.12%
GDAXI	15,475.69	0.49%	-0.37%	2.53%	11.15%
CAC40	7,317.43	0.25%	-0.66%	3.79%	13.03%

Asean & Regional

Thailand (SET)	1,652.47	-0.42%	-0.35%	-1.81%	-0.97%
Malaysia (KLCI)	1,457.65	-0.43%	-1.79%	-2.84%	-2.53%
China (SSEC)	3,287.48	-0.11%	1.18%	0.69%	6.42%
Hong Kong (HSI)	20,351.35	-0.35%	-3.03%	-7.68%	2.88%
Singapore (STI)	2,589.65	1.98%	-21.79%	-21.38%	-20.35%
Japan (N225)	27,104.32	-1.34%	-2.14%	-0.71%	3.87%
Korea (KS11)	2,439.09	0.80%	-1.47%	1.83%	9.06%

CURRENCY AND BOND YIELD

	Rate	1D	1W	1M	YTD
USD/IDR	15,190.0	-0.07%	0.24%	2.05%	-2.41%
USD/JPY	134.58	-0.06%	0.51%	3.43%	2.68%
EUR/USD	1.0599	0.03%	-0.66%	-2.64%	-0.97%
GBP/USD	1.2019	0.04%	0.21%	-2.51%	-0.65%
ID10YR	6.888	1.31%	2.12%	4.08%	-0.53%
US10YR	3.890	-0.83%	0.70%	12.60%	0.29%

COMMODITY

	Price	1D	1W	1M	YTD
Nickel	25,302.00	-4.27%	-4.48%	-12.09%	-15.79%
Coal	210.10	0.21%	-2.34%	-41.88%	-48.29%
Gold	1,829.80	0.00%	-0.67%	-5.83%	0.19%
Silver	21.325	0.01%	-1.77%	-9.89%	-11.29%
Copper	4.0537	0.04%	-1.98%	-4.59%	6.31%
Tin	26,848.00	-2.46%	-0.58%	-10.39%	8.22%
Palm Oil	4.255	0.47%	1.32%	5.51%	-1.73%
Oil (Brent)	82.53	2.39%	-3.16%	-4.27%	-4.03%
Oil (WTI)	75.58	2.20%	-3.73%	-5.70%	-6.10%

Source : investing.com, Barchart



FOKUS HARI INI

*Rekomendasi kami pada halaman ini menggunakan proyeksi 1 tahun buku, kecuali ada update perkembangan selanjutnya.

▶ Indo Tambangraya Megah (ITMG) : Perolehan Kinerja FY22

ITMG mencatatkan pendapatan FY22 senilai USD3.63bn (+75% YoY) dengan beban pokok pendapatan senilai USD1.74bn. Sebagai informasi, ITMG mencatatkan laba bersih yang dapat diatribusikan kepada entitas induk senilai USD1.2bn (+152.34% YoY) dengan laba/saham USD1.07.

Source : Investor Daily

▶ Property : Opportunities in Several Market Segments

Analisis kami memperkirakan pada FY23 masih terdapat kendala pada penjualan *high-rise property* namun permintaan untuk *mall* dan rumah tapak akan meningkat seiring membaiknya kondisi ekonomi. Lebih lanjut, analisis kami menilai *overweight* untuk sektor properti.

Full Report : [Klik disini](#)

▶ Pertamina Geothermal Energy (PGEO) : Resmi Initial Public Offering (IPO)

PGEO resmi melantai di BEI pada Jumat 24 Februari 2023 sebanyak 10,35 miliar lembar sehingga potensi dana IPO mencapai IDR9.05tn, termasuk dalam top 5 IPO terbesar di BEI. Sebagai informasi, PGEO memiliki kapasitas produksi listrik panas bumi terbesar di Asia Tenggara yaitu sebesar 1,877 MWh.

Source : Market Bisnis

▶ Bank Permata (BNLI) : Peningkatan Kinerja FY22

BNLI mencatatkan laba bersih FY22 senilai IDR2.1tn (+63% YoY) yang ditopang oleh pendapatan bunga dan syariah masing-masing IDR11.21tn dan IDR1.6tn. Adapun beban bunga dan beban syariah masing-masing IDR3.52tn dan IDR533bn.

Source : Market Bisnis

▶ Corporate Action

Public Expose: MEGA

RUPS: MEGA, WICO

Right Issue:

- MSIN, Ratio 10:1, Harga tebus Rp4900, trading period 14 Feb-27 Feb 2023

- YELLO, Ratio 1:8, Harga tebus Rp100, trading period 17 Feb-02 Mar 2023

IPO Listing

PT Pertamina Geothermal Energy Tbk (PGEO)

Sektor: Infrastruktur, Electric Utilities

Price: Rp875

IPO Pooling

PT Hillcon Tbk (HILL)

Sektor: Basic material

Pooling period: 23 Feb- 27 Feb 2023

Price: Rp1250



Trading Ideas

oleh Hadyatma Dahna Marta – Trading & Investment Specialist

Composite Daily



S2	S1	R1	R2
6,741	6,816	6,952	6,978

Last Price : 6,839

- IHSG diprediksi bergerak mixed cenderung menguat terbatas
- Indikator MACD negatif menguat
- Indikator Stochastic netral melandai
- Indikator RSI netral melandai

AKRA – Trading Buy



TP1	TP2	SL1	SL2
1,370	1,395	1,315	1,290

Last Price : 1,345

Trading Range : 1,290 – 1,395

- Volume transaksi meningkat dibawah rata-rata
- Indikator MACD positif golden cross
- Indikator Stochastic netral menguat
- Indikator RSI netral menguat

BRIS – Buy On Weakness



TP1	TP2	SL1	SL2
1,680	1,730	1,525	1,425

Last Price : 1,625

Trading Range : 1,425 – 1,730

- Volume transaksi meningkat diatas rata-rata
- Indikator MACD positif melemah
- Indikator Stochastic netral menguat
- Indikator RSI netral menguat

TLKM – Trading Buy



TP1	TP2	SL1	SL2
4,000	4,030	3,910	3,860

Last Price : 3,970

Trading Range : 3,860 – 4,030

- Volume transaksi meningkat diatas rata-rata
- Indikator MACD positif golden cross
- Indikator Stochastic netral menguat menuju overbought
- Indikator RSI netral menguat menuju overbought

ARTO - Sell



TP1	TP2	SL1	SL2
2,510	2,430	2,740	2,880

Last Price : 2,600

Trading Range : 2,430 – 2,880

- Volume transaksi meningkat diatas rata-rata
- Indikator MACD negatif menguat
- Indikator Stochastic oversold konsolidasi
- Indikator RSI oversold konsolidasi

MLPL - Sell



TP1	TP2	SL1	SL2
100	98	106	110

Last Price : 103

Trading Range : 98 - 110

- Volume transaksi stabil dibawah rata-rata
- Indikator MACD negatif menguat
- Indikator Stochastic oversold konsolidasi
- Indikator RSI oversold konsolidasi



STOCK PICK

TREND TRADE						
Code	Action	Call Price	Last Price	Target Price	Stop Loss	Remarks
ANTM	BUY	2.150	2.030	2.400	2.000	Inverted HnS Day 28
SMGR	BUY	7.200	7.625	8.200	6.725	Bullish Trend Day 28
SIDO	BUY	870	880	1.000	790	Cup and handle Day 8

Catatan:

Trend Trade/Minor Trend memiliki rentang waktu hold position dalam 30 hari. *rekomendasi baru
Call Price adalah harga pada saat rekomendasi dikeluarkan

SWING TRADE						
Code	Action	Call Price	Last Price	Target Price	Stop Loss	Remarks
ASSA	BUY	1.000	970	1.070	875	Rounding Bottom Day 6
AKRA	BUY	1.315	1.345	1.425	1.265	Ascending Triangle Day 2
*AGII	BUY	2.270	2.270	2.420	2.100	Bullish Trend Day 1

Catatan:

Swing Trade memiliki rentang waktu hold position dalam 3-10 hari. *rekomendasi baru
Call Price adalah harga pada saat rekomendasi dikeluarkan

DAY TRADE											
NO	CODE	LAST PRICE	PREV DAY	Δ	% CHG	ACTION	TP1	TP2	SL1	SL2	
1	AKRA	1345	1315	30	2,28%	BUY	1.370	1.395	1.315	1.290	
2	TLKM	3970	3860	110	2,85%	BUY	4.000	4.030	3.910	3.860	
3	BRIS	1625	1585	40	2,52%	BUY	1.680	1.730	1.525	1.425	
4	SMSM	1545	1525	20	1,31%	BUY	1.560	1.575	1.520	1.500	
5	PWON	462	448	14	3,13%	BUY	468	474	450	438	
6	MEDC	1060	1060	0	0,00%	BUY	1.075	1.090	1.030	1.005	
7	ESSA	950	940	10	1,06%	BUY	960	970	935	920	
8	SCMA	216	212	4	1,89%	BUY	218	220	212	208	
9	ARTO	2600	2760	-160	-5,80%	SELL	2.510	2.430	2.740	2.880	
10	MLPL	103	105	-2	-1,90%	SELL	100	98	106	110	
11	ADHI	448	458	-10	-2,18%	SELL	442	436	458	466	
12	LPPF	5025	5125	-100	-1,95%	SELL	4.970	4.920	5.125	5.225	
13	GGRM	25400	26050	-650	-2,50%	SELL	24.950	24.525	26.200	27.000	
14	PNLF	394	404	-10	-2,48%	SELL	386	378	406	418	
15	IMAS	1090	1110	-20	-1,80%	SELL	1.070	1.050	1.115	1.140	

Keterangan Day Trade Stock Pick :


1. Data kumpulan saham diambil dari BRIDS Technical Universe
2. Data diurutkan berdasarkan value transaksi terbesar selama 20 hari bursa terakhir
3. SL1 (Stop Loss 1) = Batas bawah pertama yang direkomendasikan untuk melakukan CUT LOSS
4. SL2 (Stop Loss 2) = Batas bawah kedua yang direkomendasikan untuk melakukan CUT LOSS
5. TP1 (Target Price 1) = Batas atas pertama yang direkomendasikan untuk melakukan TAKE PROFIT
6. TP2 (Target Price 2) = Batas atas kedua yang direkomendasikan untuk melakukan TAKE PROFIT









Sales Team




Ferdi Armand Hanafi




Branch Manager - Coordinator

 Palembang
 ferdi.hanafi@bridanareksasekuritas.co.id
 (021) 78849149

 Depok
 ferdi.hanafi@bridanareksasekuritas.co.id
 (021) 50914100



 Bandung
 ferdi.hanafi@bridanareksasekuritas.co.id
 (022) 7303588

 Surabaya
 ferdi.hanafi@bridanareksasekuritas.co.id
 (031) 5345888

 Medan
 ferdi.hanafi@bridanareksasekuritas.co.id
 (061) 4528100




Ferdi Armand Hanafi

Head - Retail Business Activation & Engagement

 ferdi.hanafi@bridanareksasekuritas.co.id
 (021) 50914100




Rudy Ruslim

Branch Manager

 Mangga Dua
 rudyr@bridanareksasekuritas.co.id
 (021) 62301988




Umar Bin Aziz

Branch Manager

 Makassar
 umarba@bridanareksasekuritas.co.id
 (0411) 8114011




Upik Yuzarni

Branch Manager

 Bumi Serpong Damai (BSD)
 upik_y@bridanareksasekuritas.co.id
 (021) 29555777

Yahuda Nawa Yanukrisna

Branch Manager

 Yogyakarta, Solo, Semarang
 yahuda@bridanareksasekuritas.co.id
 (0274) 551181