

SAPA MENTARI

Sajian Pagi Menu Trading dari BRI Danareksa Sekuritas

Kamis, 23 Februari 2023



TOPIC:

- **PERGERAKAN IHSG**
- **NEWS UPDATE**
- **TRADING IDEAS**
- **PERGERAKAN SAHAM BBB**
- **REKOMENDASI SAHAM ANDALAN**

Disclaimer

The information contained in this report has been taken from sources which we deem reliable. However, none of BRI Danarekxa Sekuritas and/or its affiliated companies and/or their respective employees and/or agents makes any representation or warranty (express or implied) or accepts any responsibility or liability as to, or in relation to, the accuracy or completeness of the information and opinions contained in this report or as to any information contained in this report or any other such information or opinions remaining unchanged after the issue thereof.

We expressly disclaim any responsibility or liability (express or implied) of BRI Danarekxa Sekuritas, its affiliated companies and their respective employees and agents whatsoever and howsoever arising (including, without limitation for any claims, proceedings, action, suits, losses, expenses, damages or costs) which may be brought against or suffered by any person as a result of acting in reliance upon the whole or any part of the contents of this report and neither BRI Danarekxa Sekuritas, its affiliated companies or their respective employees or agents accepts liability for any errors, omissions or misstatements, negligent or otherwise, in the report and any liability in respect of the report or any inaccuracy therein or omission there from which might otherwise arise is hereby expressly disclaimed.

The information contained in this report is not to be taken as any recommendation made by BRI Danarekxa Sekuritas or any other person to enter into any agreement with regard to any investment mentioned in this document. This report is prepared for general circulation. It does not have regard to the specific person who may receive this report. In considering any investments you should make your own independent assessment and seek your own professional financial and legal advice.

WE'RE ONE CALL AWAY!

 @bridanarekxa

 BRI Danarekxa Sekuritas

 BRI Danarekxa Sekuritas

 BRI Danarekxa Sekuritas
(BRIDS Official Channel)



CALL CENTER BRIDS:

(021) 1500 681

callcenter@brids.co.id

PENGEN PUNYA JURUS JITU BIAR GAK GAMPANG KETIPU?



Yuk, Ikutan
BRIDS EDUVEST!
SEKOLAH PASAR MODAL
BERSAMA BRIDS

CEK JADWALNYA
DI APLIKASI





DOWNLOAD

brights
SEKARANG!

[Buka Rekening Sekarang!](#)





KEY INDEX PERFORMANCE

Domestic & Sectoral

	Price	1D	1W	1M	YTD
IDX	6,809.97	-0.92%	-1.51%	-0.94%	-0.59%
JKIDX30	488.37	-1.12%	-1.91%	-0.55%	0.05%
LQ45	939.99	-1.11%	-1.84%	-0.11%	0.30%
JKNONCYC	758.23	-0.77%	-0.16%	4.10%	5.82%
JKINFRA	860.15	-1.51%	0.12%	1.03%	-0.98%
JKHEALTH	1,577.95	-1.90%	-2.42%	1.39%	0.83%
JKCYCLIC	844.19	-0.49%	-0.11%	2.83%	-0.79%
JKINDUST	1,141.44	0.10%	-1.46%	-3.66%	-2.80%
JKTECHNO	5,382.56	-2.35%	-2.64%	0.23%	4.27%
JKTRANS	1,873.92	-0.27%	2.31%	13.78%	12.76%
JKENERGY	2,047.45	-0.22%	-2.95%	-8.32%	-10.18%
JKBASIC	1,242.66	-1.11%	-1.55%	-1.81%	2.18%
JKFINANCE	1,405.28	-1.19%	-1.48%	0.84%	-0.68%
JKII	576.21	-0.87%	-1.48%	-2.64%	-2.01%
JKISSI	210.67	-0.63%	-1.10%	-3.17%	-3.24%

Global

Dow Jones	33,045.09	-0.26%	-3.17%	-1.74%	-0.31%
S&P 500	3,991.05	-0.16%	-3.77%	-0.72%	3.95%
NASDAQ	11,507.07	0.13%	-4.67%	1.26%	9.94%

EIDO, VIX & DX

EIDO	22.90	-0.74%	-2.14%	-1.55%	2.28%
VIX	22.29	-2.54%	22.27%	12.52%	2.86%
DX	104.468	0.34%	0.61%	2.50%	1.16%

Europe

FTSE	7,930.63	-0.59%	-0.84%	1.87%	6.43%
GDAXI	15,399.89	0.01%	-0.69%	1.97%	10.60%
CAC40	7,299.26	-0.13%	-0.02%	3.80%	12.75%

Asean & Regional

Thailand (SET)	1,659.48	-0.55%	0.73%	-1.46%	-0.55%
Malaysia (KLCI)	1,464.00	-0.68%	-1.63%	-2.42%	-2.11%
China (SSEC)	3,291.15	-0.47%	0.32%	0.81%	6.54%
Hong Kong (HSI)	20,423.84	-0.51%	-1.87%	-7.35%	3.25%
Singapore (STI)	2,589.65	2.00%	0.09%	-0.30%	-19.63%
Japan (N225)	27,104.32	-1.34%	-1.45%	0.74%	3.87%
Korea (KS11)	2,417.68	-1.68%	-0.42%	0.94%	8.11%

CURRENCY AND BOND YIELD

	Rate	1D	1W	1M	YTD
USD/IDR	15,201.5	0.11%	0.01%	0.87%	-2.34%
USD/JPY	134.90	-0.01%	0.57%	3.23%	2.88%
EUR/USD	1.0607	0.05%	-0.78%	-2.41%	-0.90%
GBP/USD	1.2046	0.02%	0.17%	-2.64%	-0.42%
ID10YR	6.862	1.37%	1.46%	2.12%	-0.91%
US10YR	3.927	-0.65%	3.26%	11.53%	1.25%

COMMODITY

	Price	1D	1W	1M	YTD
Nickel	26,576.50	-1.95%	1.66%	-5.46%	-11.55%
Coal	209.65	0.55%	-4.96%	-41.94%	-48.29%
Gold	1,834.10	0.02%	0.01%	-5.26%	0.45%
Silver	21.515	0.02%	-0.26%	-8.37%	-10.50%
Copper	4.1777	0.04%	4.22%	-1.80%	9.62%
Tin	27,526.00	3.09%	3.26%	-6.70%	10.96%
Palm Oil	4.208	1.50%	1.32%	5.46%	-1.77%
Oil (Brent)	80.45	-3.13%	-5.75%	-8.75%	-6.33%
Oil (WTI)	73.85	-3.03%	-5.92%	-9.41%	-8.11%

Source : investing.com, Barchart



FOKUS HARI INI

*Rekomendasi kami pada halaman ini menggunakan proyeksi 1 tahun buku, kecuali ada update perkembangan selanjutnya.

▶ Astra Autoparts (AUTO) : Perolehan Kinerja FY22

AUTO mencatatkan perolehan pendapatan dan laba bersih FY22 senilai IDR18.57tn (+22% YoY) dan IDR1.38tn (+102% YoY) sehingga laba per saham dasar menjadi IDR275 (vs FY21 : IDR127). Sebagai informasi, peningkatan laba bersih salah satunya ditopang oleh penurunan beban umum & administrasi, dan biaya keuangan.

Source : Emiten News

▶ XL Axiata (EXCL) : Backed by 2 Strengths Going Into 2023

Pada 2023 ini EXCL akan melakukan transisi penguatan jaringan 4G dan peningkatan segmen digital melalui MyXL dan Axisnet Apps. Dengan adanya implementasi 2 strategi tersebut, EXCL memiliki alasan kuat untuk menaikkan harga sehingga analis kami merekomendasikan BUY dengan TP IDR3,400.

Full Report : [Klik disini](#)

▶ Jasa Marga (JSMR) : KTA-Positive Momentum

JSMR menargetkan pertumbuhan pendapatan jalan tol pada FY23 sebesar +10-15% YoY dengan target EBITDA di kisaran 62-65%. Lebih lanjut, saat ini JSMR mengerjakan beberapa proyek pembangunan jalan tol dan belum memiliki rencana pembangunan tol di luar Jawa dalam waktu dekat.

Full Report : [Klik disini](#)

▶ AKR Corporindo (AKRA) : Rencana Akuisisi Lahan di KEK JIPE

AKRA berencana melakukan akuisisi sebanyak 350 hektare lahan di KEK JIPE menggunakan kas internal. Sebagai informasi, AKRA menargetkan marketing sales FY23 sebanyak 70-75 hektare lahan dan telah mencatatkan marketing sales FY22 sebanyak 45 hektare.

Source : Market Bisnis

▶ Corporate Action

Public Expose: MEGA

RUPS: BIPI, INRU, PPRE, RUIS

Right Issue:

- MSIN, Ratio 10:1, Harga tebus Rp4900, trading period 14 Feb-27 Feb 2023

- YELO, Ratio 1:8, Harga tebus Rp100, trading period 17 Feb-02 Mar 2023

IPO Pooling

PT Lini Imaji Kreasi Ekosistem Tbk (FUTR)

Sektor: Advertising, Consumer Cyclical

Bookbuilding period: 21 Feb-23 Feb 2023

Price: Rp100

Info: setiap 5 saham baru hasil IPO berhak atas 4 waran seri



Trading Ideas

oleh Hadyatma Dahna Marta – Trading & Investment Specialist

Composite Daily



S2	S1	R1	R2
6,708	6,741	6,816	6,952

Last Price : 6,809

- IHSX diprediksi bergerak mixed cenderung melemah terbatas
- Indikator MACD negatif menguat
- Indikator Stochastic netral melemah menuju oversold
- Indikator RSI netral melemah menuju oversold

TLKM – Trading Buy



TP1	TP2	SL1	SL2
3,890	3,920	3,810	3,770

Last Price : 3,860

Trading Range : 3,770 – 3,920

- Volume transaksi stabil dibawah rata-rata
- Indikator MACD positif golden cross
- Indikator Stochastic netral menguat menuju overbought
- Indikator RSI netral menguat menuju overbought

ICBP – Buy On Weakness



TP1	TP2	SL1	SL2
10,325	10,425	10,100	10,000

Last Price : 10,225

Trading Range : 10,000 – 10,425

- Volume transaksi stabil dibawah rata-rata
- Indikator MACD negatif konsolidasi
- Indikator Stochastic netral melemah
- Indikator RSI netral melemah

MAPI – Trading Buy



TP1	TP2	SL1	SL2
1,570	1,590	1,525	1,500

Last Price : 1,550

Trading Range : 1,500 – 1,590

- Volume transaksi stabil dibawah rata-rata
- Indikator MACD positif melemah
- Indikator Stochastic netral konsolidasi
- Indikator RSI netral konsolidasi

GGRM - Sell



TP1	TP2	SL1	SL2
25,650	25,250	26,825	27,600

Last Price : 26,050

Trading Range : 27,600 – 25,250

- Volume transaksi stabil dibawah rata-rata
- Indikator MACD negatif dead cross
- Indikator Stochastic netral melemah
- Indikator RSI netral melemah

PTPP - Sell



TP1	TP2	SL1	SL2
630	620	665	685

Last Price : 645

Trading Range : 620 - 685

- Volume transaksi stabil dibawah rata-rata
- Indikator MACD negatif menguat
- Indikator Stochastic oversold konsolidasi
- Indikator RSI oversold konsolidasi



STOCK PICK

TREND TRADE						
Code	Action	Call Price	Last Price	Target Price	Stop Loss	Remarks
ANTM	BUY	2.150	2.050	2.400	2.000	Inverted HnS Day 27
SMGR	BUY	7.200	7.425	8.200	6.725	Bullish Trend Day 27
SIDO	BUY	870	880	1.000	790	Cup and handle Day 7

Catatan:

Trend Trade/Minor Trend memiliki rentang waktu hold position dalam 30 hari. *rekomendasi baru
Call Price adalah harga pada saat rekomendasi dikeluarkan

SWING TRADE						
Code	Action	Call Price	Last Price	Target Price	Stop Loss	Remarks
ASSA	BUY	1.000	970	1.070	875	Rounding Bottom Day 5
MDKA	BUY	4.750	4.610	5.000	4.550	Bullish Trend Day 5
*AKRA	BUY	1.315	1.315	1.425	1.265	Ascending Triangle Day 1

Catatan:

Swing Trade memiliki rentang waktu hold position dalam 3-10 hari. *rekomendasi baru
Call Price adalah harga pada saat rekomendasi dikeluarkan

DAY TRADE											
NO	CODE	LAST PRICE	PREV DAY	Δ	% CHG	ACTION	TP1	TP2	SL1	SL2	
1	TLKM	3860	3840	20	0,52%	BUY	3.890	3.920	3.810	3.770	
2	ICBP	10225	10300	-75	-0,73%	BUY	10.325	10.425	10.100	10.000	
3	MAPI	1550	1550	0	0,00%	BUY	1.570	1.590	1.525	1.500	
4	AMRT	3030	3060	-30	-0,98%	BUY	3.060	3.080	3.010	2.990	
5	ASSA	970	955	15	1,57%	BUY	1.000	1.025	945	920	
6	AGII	2100	2090	10	0,48%	BUY	2.140	2.180	2.060	2.030	
7	ESSA	940	925	15	1,62%	BUY	960	980	920	905	
8	ADRO	2850	2820	30	1,06%	BUY	2.900	2.940	2.820	2.790	
9	GGRM	26050	27200	-1150	-4,23%	SELL	25.650	25.250	26.825	27.600	
10	PTPP	645	665	-20	-3,01%	SELL	630	620	665	685	
11	BDMN	2860	2920	-60	-2,05%	SELL	2.830	2.800	2.910	2.950	
12	ARTO	2760	2960	-200	-6,76%	SELL	2.710	2.660	2.860	2.960	
13	BANK	1320	1360	-40	-2,94%	SELL	1.295	1.275	1.350	1.380	
14	CENT	104	109	-5	-4,59%	SELL	102	101	107	111	
15	MTDL	555	565	-10	-1,77%	SELL	540	525	570	580	

Keterangan Day Trade Stock Pick :


1. Data kumpulan saham diambil dari BRIDS Technical Universe
2. Data diurutkan berdasarkan value transaksi terbesar selama 20 hari bursa terakhir
3. SL1 (Stop Loss 1) = Batas bawah pertama yang direkomendasikan untuk melakukan CUT LOSS
4. SL2 (Stop Loss 2) = Batas bawah kedua yang direkomendasikan untuk melakukan CUT LOSS
5. TP1 (Target Price 1) = Batas atas pertama yang direkomendasikan untuk melakukan TAKE PROFIT
6. TP2 (Target Price 2) = Batas atas kedua yang direkomendasikan untuk melakukan TAKE PROFIT





Sales Team


Ferdi Armand Hanafi

Branch Manager - Coordinator


 Palembang


 ferdi.hanafi@bridanareksasekuritas.co.id


 (021) 78849149


 Depok


 ferdi.hanafi@bridanareksasekuritas.co.id


 (021) 50914100


 Bandung


 ferdi.hanafi@bridanareksasekuritas.co.id


 (022) 7303588


 Surabaya

 ferdi.hanafi@bridanareksasekuritas.co.id

 (031) 5345888


 Medan


 ferdi.hanafi@bridanareksasekuritas.co.id

 (061) 4528100

Ferdi Armand Hanafi


Head - Retail Business Activation & Engagement


 ferdi.hanafi@bridanareksasekuritas.co.id


 (021) 50914100

Rudy Ruslim

Branch Manager

 Mangga Dua


 rudyr@bridanareksasekuritas.co.id


 (021) 62301988

Umar Bin Aziz

Branch Manager


 Makassar


 umarba@bridanareksasekuritas.co.id


 (0411) 8114011

Upik Yuzarni

Branch Manager


 Bumi Serpong Damai (BSD)

 upik_y@bridanareksasekuritas.co.id


 (021) 29555777

Yahuda Nawa Yanukrisna

Branch Manager

 Yogyakarta, Solo, Semarang

 yahuda@bridanareksasekuritas.co.id

 (0274) 551181