

SAPA MENTARI

Sajian Pagi Menu Trading dari BRI Danareksa Sekuritas

Rabu, 22 Februari 2023



TOPIC:

- **PERGERAKAN IHSG**
- **NEWS UPDATE**
- **TRADING IDEAS**
- **PERGERAKAN SAHAM BBB**
- **REKOMENDASI SAHAM ANDALAN**

Disclaimer

The information contained in this report has been taken from sources which we deem reliable. However, none of BRI Danarekxa Sekuritas and/or its affiliated companies and/or their respective employees and/or agents makes any representation or warranty (express or implied) or accepts any responsibility or liability as to, or in relation to, the accuracy or completeness of the information and opinions contained in this report or as to any information contained in this report or any other such information or opinions remaining unchanged after the issue thereof.

We expressly disclaim any responsibility or liability (express or implied) of BRI Danarekxa Sekuritas, its affiliated companies and their respective employees and agents whatsoever and howsoever arising (including, without limitation for any claims, proceedings, action, suits, losses, expenses, damages or costs) which may be brought against or suffered by any person as a result of acting in reliance upon the whole or any part of the contents of this report and neither BRI Danarekxa Sekuritas, its affiliated companies or their respective employees or agents accepts liability for any errors, omissions or misstatements, negligent or otherwise, in the report and any liability in respect of the report or any inaccuracy therein or omission there from which might otherwise arise is hereby expressly disclaimed.

The information contained in this report is not to be taken as any recommendation made by BRI Danarekxa Sekuritas or any other person to enter into any agreement with regard to any investment mentioned in this document. This report is prepared for general circulation. It does not have regard to the specific person who may receive this report. In considering any investments you should make your own independent assessment and seek your own professional financial and legal advice.

WE'RE ONE CALL AWAY!

 @bridanarekxa

 BRI Danarekxa Sekuritas

 BRI Danarekxa Sekuritas

 BRI Danarekxa Sekuritas
(BRIDS Official Channel)



CALL CENTER BRIDS:

(021) 1500 681

callcenter@brids.co.id

PENGEN PUNYA JURUS JITU BIAR GAK GAMPANG KETIPU?

Yuk, Ikutan

BRIDS EDUVEST! SEKOLAH PASAR MODAL BERSAMA BRIDS

CEK JADWALNYA
DI APLIKASI




DOWNLOAD

SEKARANG!

[Buka Rekening Sekarang!](#)



Call Center
1500 688
brids.co.id

BRI Danarekxa Sekuritas berizin dan diawasi oleh Otoritas Jasa Keuangan

 @bridanarekxa

 BRI Danarekxa Sekuritas

 BRIDS Official Channel

 BRI Danarekxa Sekuritas



KEY INDEX PERFORMANCE

Domestic & Sectoral

	Price	1D	1W	1M	YTD
IDX	6,873.40	-0.31%	-0.99%	-0.02%	0.33%
JKIDX30	493.89	-0.54%	-1.09%	0.58%	1.18%
LQ45	950.51	-0.46%	-1.02%	1.01%	1.42%
JKNONCYC	764.13	-0.06%	0.70%	4.91%	6.64%
JKINFRA	873.35	-0.21%	1.51%	2.58%	0.54%
JKHEALTH	1,608.56	-0.17%	-0.23%	3.36%	2.79%
JKCYCLIC	848.35	0.32%	0.20%	3.34%	-0.30%
JKINDUST	1,140.26	-0.48%	-1.93%	-3.76%	-2.90%
JKTECHNO	5,511.82	-0.32%	-1.58%	2.64%	6.78%
JKTRANS	1,878.91	2.31%	1.30%	14.08%	13.06%
JKENERGY	2,052.01	-0.87%	-2.83%	-8.11%	-9.98%
JKBASIC	1,256.60	0.69%	-0.92%	-0.71%	3.33%
JKFINANCE	1,422.16	-0.70%	-0.97%	2.05%	0.51%
JKII	581.27	-0.22%	-0.49%	-1.79%	-1.15%
JKISSI	212.00	0.03%	-0.67%	-2.56%	-2.63%

Global

Dow Jones	33,129.59	-2.06%	-2.82%	-0.73%	-0.05%
S&P 500	3,997.34	-2.00%	-3.36%	0.62%	4.11%
NASDAQ	11,492.30	-2.50%	-3.91%	3.16%	9.80%

EIDO, VIX & DXY

EIDO	23.07	-0.47%	-1.87%	-0.26%	3.04%
VIX	22.87	7.72%	20.94%	15.21%	5.54%
DXY	104.110	0.32%	0.96%	2.29%	0.81%

Europe

FTSE	7,977.75	-0.46%	0.30%	2.67%	7.06%
GDAXI	15,397.62	-0.52%	0.11%	2.42%	10.59%
CAC40	7,308.65	-0.37%	1.31%	4.47%	12.90%

Asean & Regional

Thailand (SET)	1,668.63	0.66%	0.96%	-0.51%	-0.00%
Malaysia (KLCI)	1,474.01	0.04%	-0.67%	-1.75%	-1.44%
China (SSEC)	3,306.52	0.49%	0.40%	1.28%	7.03%
Hong Kong (HSI)	20,529.49	-1.71%	-2.77%	-6.87%	3.78%
Singapore (STI)	2,589.65	2.00%	0.09%	-0.30%	-19.63%
Japan (N225)	27,473.10	-0.21%	-0.47%	3.46%	5.28%
Korea (KS11)	2,458.96	0.16%	-0.27%	2.66%	9.95%

CURRENCY AND BOND YIELD

	Rate	1D	1W	1M	YTD
USD/IDR	15,190.0	0.03%	0.23%	0.80%	-2.41%
USD/JPY	134.95	-0.01%	1.40%	4.18%	2.95%
EUR/USD	1.0649	0.03%	-0.80%	-1.90%	-0.50%
GBP/USD	1.2112	-0.04%	-0.49%	-2.28%	0.11%
ID10YR	6.838	1.58%	1.79%	3.08%	-1.26%
US10YR	3.954	3.30%	5.36%	13.42%	1.94%

COMMODITY

Nickel	26,889.50	-0.16%	1.63%	-6.54%	-10.51%
Coal	208.50	1.39%	-4.78%	-40.45%	-48.29%
Gold	1,844.00	-0.34%	-0.54%	-4.37%	0.97%
Silver	21.863	0.68%	-0.05%	-9.46%	-9.06%
Copper	4.2160	2.62%	3.46%	-0.84%	10.57%
Tin	26,700.00	3.26%	-0.44%	-9.60%	7.63%
Palm Oil	4.166	0.60%	1.32%	6.07%	-1.20%
Oil (Brent)	82.75	-1.57%	-3.23%	-5.49%	-3.60%
Oil (WTI)	76.12	-1.53%	-3.12%	-5.99%	-5.10%

Source : investing.com, Barchart



FOKUS HARI INI

*Rekomendasi kami pada halaman ini menggunakan proyeksi 1 tahun buku, kecuali ada update perkembangan selanjutnya.

▶ Ace Hardware Indonesia (ACES) : *Steady Recovery*

ACES mencatatkan peningkatan *same-store sales growth* 1M23 sebesar +2% YoY yang ditopang oleh peningkatan penjualan di luar Jawa (+7% YoY) dan Jakarta (+2.7% YoY). Lebih lanjut, analis kami memperkirakan penjualan pada bulan Maret akan meningkat seiring adanya momen Lebaran sehingga laba bersih FY23 diperkirakan mencapai IDR577bn.

Full Report : [Klik disini](#)

▶ Matahari Department Store (LPPF) : *Rencana Buyback Saham*

LPPF berencana melakukan *buyback* saham seri C maksimal 10% atau senilai IDR1tn yang bertujuan untuk meningkatkan efisiensi struktur permodalan. Lebih lanjut, *buyback* akan dilaksanakan maksimal 18 bulan sejak RUPST pada 29 Maret 2023.

Source : *Investor Daily*

▶ Surya Esa Perkasa (ESSA) : *Perolehan Kinerja FY22*

ESSA melaporkan pendapatan dan laba bersih FY22 senilai USD731mn (+141% YoY) dan USD138.84mn (+894% YoY) yang ditopang oleh kenaikan harga amoniak dan LPG. Sebagai informasi, total produksi amoniak pada FY22 tercatat sebanyak 760,815 MT (+34% YoY) atau berkontribusi 93% terhadap pendapatan Perusahaan.

Source : *Emiten News*

▶ Delta Dunia Makmur (DOID) : *Peningkatan Volume Produksi dan Overburden Removal (OB)*

DOID mencatatkan volume produksi batubara FY22 mencapai 79.3 juta ton dengan OB mencapai 546.9 juta bcm. Lebih lanjut, entitas usaha DOID yaitu Bukit Makmur Mandiri (BUMA) pada 1M23 tercatat telah memproduksi 7.8 ton baru bara (+9% YoY) dengan volume OB mencapai 44.7 juta bcm (+40% YoY).

Source : *Market Bisnis*

▶ Corporate Action

RUPS: ASMI

Right Issue:

-MSIN, Ratio 10:1, Harga tebus Rp4900, trading period 14 Feb-27 Feb 2023

-YELO, Ratio 1:8, Harga tebus Rp100, trading period 17 Feb-02 Mar 2023

IPO Pooling

1. PT Pertamina Geothermal Energy Tbk (PGE0)

Sektor: Infrastruktur, *Electric Utilities*

Pooling period: 20 Feb- 22 Feb 2023

Price: Rp875

2. PT Lini Imaji Kreasi Ekosistem Tbk (FUTR)

Sektor: Advertising, *Consumer Cyclical*

Bookbuilding period: 21 Feb-23 Feb 2023

Price: Rp100

Info: setiap 5 saham baru hasil IPO berhak atas 4 waran seri

IPO Bookbuilding

1. PT Saptusaha Gemilangindah Tbk (SAGE)

Sektor: *Properties and Real Estate*

Bookbuilding period: 16 Feb- 22 Feb 2023

Price range: Rp199-Rp150

Info: setiap 4 saham baru hasil IPO berhak atas 5 waran seri

2. PT Petrindo Jaya Kreasi Tbk (CUAN)

Sektor: Energy, Batubara

Bookbuilding period: 17 Feb- 22 Feb 2023

Price range: Rp200-Rp220

3. PT Nusantara Sawit Sejahtera Tbk (NSSS)

Sektor: *Plantation and Crops*

Bookbuilding period: 17 Feb-22 Feb 2023

Price range: Rp122-Rp190

Info: setiap 2 saham baru hasil IPO berhak atas 1 waran seri



Trading Ideas

oleh Hadyatma Dahna Marta – Trading & Investment Specialist

Composite Daily



S2	S1	R1	R2
6,741	6,818	6,952	6,978

Last Price : 6,873

- IHSX diprediksi bergerak mixed cenderung melemah
- Indikator MACD negatif menguat
- Indikator Stochastic netral melemah
- Indikator RSI netral melemah

SIDO – Buy On Weakness



TP1	TP2	SL1	SL2
870	875	855	845

Last Price : 865

Trading Range : 845 - 875

- Volume transaksi stabil dibawah rata-rata
- Indikator MACD positif melemah
- Indikator Stochastic netral konsolidasi
- Indikator RSI netral konsolidasi

MYOR – Buy On Weakness



TP1	TP2	SL1	SL2
2,700	2,740	2,620	2,590

Last Price : 2,660

Trading Range : 2,590 – 2,740

- Volume transaksi meningkat dibawah rata-rata
- Indikator MACD positif melemah
- Indikator Stochastic overbought konsolidasi
- Indikator RSI overbought konsolidasi

MAPI – Trading Buy



TP1	TP2	SL1	SL2
1,570	1,590	1,535	1,520

Last Price : 1,550

Trading Range : 1,520 – 1,590

- Volume transaksi stabil dibawah rata-rata
- Indikator MACD positif melemah
- Indikator Stochastic netral konsolidasi
- Indikator RSI netral konsolidasi

DMMX - Sell



TP1	TP2	SL1	SL2
930	910	990	1,025

Last Price : 955

Trading Range : 910 – 1,025

- Volume transaksi meningkat dibawah rata-rata
- Indikator MACD positif menguat
- Indikator Stochastic oversold melemah
- Indikator RSI oversold melemah

LINK - Sell



TP1	TP2	SL1	SL2
2,090	2,070	2,170	2,220

Last Price : 2,120

Trading Range : 2,070 – 2,220

- Volume transaksi stabil dibawah rata-rata
- Indikator MACD positif melemah
- Indikator Stochastic netral melemah menuju oversold
- Indikator RSI netral melemah menuju oversold



STOCK PICK

TREND TRADE						
Code	Action	Call Price	Last Price	Target Price	Stop Loss	Remarks
ANTM	BUY	2.150	2.080	2.400	2.000	Inverted HnS Day 26
SMGR	BUY	7.200	7.575	8.200	6.725	Bullish Trend Day 26
SIDO	BUY	870	865	1.000	790	Cup and handle Day 6

Catatan:

Trend Trade/Minor Trend memiliki rentang waktu hold position dalam 30 hari. *rekomendasi baru
Call Price adalah harga pada saat rekomendasi dikeluarkan

SWING TRADE						
Code	Action	Call Price	Last Price	Target Price	Stop Loss	Remarks
ASSA	BUY	1.000	955	1.070	875	Rounding Bottom Day 4
MDKA	BUY	4.750	4.770	5.000	4.550	Bullish Trend Day 4

Catatan:

Swing Trade memiliki rentang waktu hold position dalam 3-10 hari. *rekomendasi baru
Call Price adalah harga pada saat rekomendasi dikeluarkan

DAY TRADE										
NO	CODE	LAST PRICE	PREV DAY	Δ	% CHG	ACTION	TP1	TP2	SL1	SL2
1	SIDO	865	860	5	0,58%	BUY	870	875	855	845
2	MYOR	2660	2650	10	0,38%	BUY	2.700	2.740	2.620	2.590
3	MAPI	1550	1540	10	0,65%	BUY	1.570	1.590	1.535	1.520
4	TLKM	3840	3820	20	0,52%	BUY	3.870	3.890	3.820	3.800
5	BRPT	920	915	5	0,55%	BUY	935	945	905	890
6	SMGR	7575	7525	50	0,66%	BUY	7.650	7.725	7.475	7.400
7	AMRT	3060	3040	20	0,66%	BUY	3.080	3.100	3.020	2.990
8	ACES	545	540	5	0,93%	BUY	555	565	535	530
9	DMMX	955	995	-40	-4,02%	SELL	930	910	990	1.025
10	LINK	2120	2160	-40	-1,85%	SELL	2.090	2.070	2.170	2.220
11	PGAS	1570	1585	-15	-0,95%	SELL	1.555	1.540	1.595	1.615
12	WIIM	750	775	-25	-3,23%	SELL	740	730	770	790
13	LPKR	78	80	-2	-2,50%	SELL	76	75	80	83
14	APLN	150	152	-2	-1,32%	SELL	149	147	152	153
15	PNBN	1470	1555	-85	-5,47%	SELL	1.435	1.400	1.540	1.610

Keterangan Day Trade Stock Pick :


1. Data kumpulan saham diambil dari BRIDS Technical Universe
2. Data diurutkan berdasarkan value transaksi terbesar selama 20 hari bursa terakhir
3. SL1 (Stop Loss 1) = Batas bawah pertama yang direkomendasikan untuk melakukan CUT LOSS
4. SL2 (Stop Loss 2) = Batas bawah kedua yang direkomendasikan untuk melakukan CUT LOSS
5. TP1 (Target Price 1) = Batas atas pertama yang direkomendasikan untuk melakukan TAKE PROFIT
6. TP2 (Target Price 2) = Batas atas kedua yang direkomendasikan untuk melakukan TAKE PROFIT




Sales Team


Ferdi Armand Hanafi

Branch Manager - Coordinator


 Palembang


 ferdi.hanafi@bridanareksasekuritas.co.id


 (021) 78849149


 Depok


 ferdi.hanafi@bridanareksasekuritas.co.id


 (021) 50914100


 Bandung


 ferdi.hanafi@bridanareksasekuritas.co.id


 (022) 7303588


 Surabaya

 ferdi.hanafi@bridanareksasekuritas.co.id

 (031) 5345888

 Medan


 ferdi.hanafi@bridanareksasekuritas.co.id

 (061) 4528100

Ferdi Armand Hanafi


Head - Retail Business Activation & Engagement

 ferdi.hanafi@bridanareksasekuritas.co.id


 (021) 50914100

Rudy Ruslim

Branch Manager


 Mangga Dua


 rudyr@bridanareksasekuritas.co.id


 (021) 62301988

Umar Bin Aziz

Branch Manager


 Makassar


 umarba@bridanareksasekuritas.co.id


 (0411) 8114011

Upik Yuzarni

Branch Manager


 Bumi Serpong Damai (BSD)

 upik_y@bridanareksasekuritas.co.id


 (021) 29555777

Yahuda Nawa Yanukrisna

Branch Manager

 Yogyakarta, Solo, Semarang

 yahuda@bridanareksasekuritas.co.id

 (0274) 551181