

# SAPA MENTARI

Sajian Pagi Menu Trading dari BRI Danareksa Sekuritas

**Selasa, 21 Februari 2023**



## **TOPIC:**

- **PERGERAKAN IHSG**
- **NEWS UPDATE**
- **TRADING IDEAS**
- **PERGERAKAN SAHAM BBB**
- **REKOMENDASI SAHAM ANDALAN**

## Disclaimer

The information contained in this report has been taken from sources which we deem reliable. However, none of BRI Danarekxa Sekuritas and/or its affiliated companies and/or their respective employees and/or agents makes any representation or warranty (express or implied) or accepts any responsibility or liability as to, or in relation to, the accuracy or completeness of the information and opinions contained in this report or as to any information contained in this report or any other such information or opinions remaining unchanged after the issue thereof.

We expressly disclaim any responsibility or liability (express or implied) of BRI Danarekxa Sekuritas, its affiliated companies and their respective employees and agents whatsoever and howsoever arising (including, without limitation for any claims, proceedings, action, suits, losses, expenses, damages or costs) which may be brought against or suffered by any person as a result of acting in reliance upon the whole or any part of the contents of this report and neither BRI Danarekxa Sekuritas, its affiliated companies or their respective employees or agents accepts liability for any errors, omissions or misstatements, negligent or otherwise, in the report and any liability in respect of the report or any inaccuracy therein or omission there from which might otherwise arise is hereby expressly disclaimed.

The information contained in this report is not to be taken as any recommendation made by BRI Danarekxa Sekuritas or any other person to enter into any agreement with regard to any investment mentioned in this document. This report is prepared for general circulation. It does not have regard to the specific person who may receive this report. In considering any investments you should make your own independent assessment and seek your own professional financial and legal advice.

## WE'RE ONE CALL AWAY!

 @bridanarekxa

 BRI Danarekxa Sekuritas

 BRI Danarekxa Sekuritas

 BRI Danarekxa Sekuritas  
(BRIDS Official Channel)



**CALL CENTER BRIDS:**

(021) 1500 681

[callcenter@brids.co.id](mailto:callcenter@brids.co.id)

# PENGEN PUNYA JURUS JITU BIAR GAK GAMPANG KETIPU?

Yuk, Ikutan

**BRIDS EDUVEST!**  
SEKOLAH PASAR MODAL  
BERSAMA BRIDS

CEK JADWALNYA  
DI APLIKASI



  
**DOWNLOAD**  
**brights**  
**SEKARANG!**

[Buka Rekening Sekarang!](#)



Call Center  
1500 688  
[brids.co.id](mailto:brids.co.id)

BRI Danarekxa Sekuritas berizin dan diawasi oleh Otoritas Jasa Keuangan

 [bridanarekxa](#)

 [BRI Danarekxa Sekuritas](#)

 [BRIDS Official Channel](#)

 [BRI Danarekxa Sekuritas](#)

## KEY INDEX PERFORMANCE

### Domestic & Sectoral

|           | Price    | 1D     | 1W     | 1M     | YTD    |
|-----------|----------|--------|--------|--------|--------|
| IDX       | 6,894.72 | -0.01% | -0.08% | 0.29%  | 0.64%  |
| JKIDX30   | 496.56   | 0.05%  | 0.19%  | 1.12%  | 1.72%  |
| LQ45      | 954.85   | 0.05%  | 0.17%  | 1.47%  | 1.89%  |
| JKNONCYC  | 764.55   | 0.70%  | 1.25%  | 4.97%  | 6.70%  |
| JKINFRA   | 875.17   | 1.15%  | 2.50%  | 2.80%  | 0.75%  |
| JKHEALTH  | 1,611.34 | -0.27% | 1.79%  | 3.54%  | 2.96%  |
| JKCYCLIC  | 845.64   | 0.15%  | -0.35% | 3.01%  | -0.62% |
| JKINDUST  | 1,145.75 | -0.82% | -1.68% | -3.30% | -2.43% |
| JKTECHNO  | 5,529.68 | -1.49% | -0.95% | 2.97%  | 7.12%  |
| JKTRANS   | 1,836.55 | -0.28% | 0.04%  | 11.51% | 10.51% |
| JKENERGY  | 2,070.01 | -0.59% | -0.78% | -7.31% | -9.19% |
| JKBASIS   | 1,247.98 | -0.22% | -1.27% | -1.39% | 2.62%  |
| JKFINANCE | 1,432.13 | 0.31%  | -0.04% | 2.76%  | 1.22%  |
| JKII      | 582.53   | 0.59%  | 0.73%  | -1.57% | -0.94% |
| JKISSI    | 211.99   | 0.17%  | -0.13% | -2.56% | -2.63% |

### Global

|           |           |       |        |       |        |
|-----------|-----------|-------|--------|-------|--------|
| Dow Jones | 33,826.69 | 0.00% | -1.23% | 1.36% | 2.05%  |
| S&P 500   | 4,079.09  | 0.00% | -1.41% | 2.68% | 6.24%  |
| NASDAQ    | 11,787.27 | 0.00% | -0.88% | 5.81% | 12.62% |

### EIDO, VIX & DXI

|      |         |        |        |       |        |
|------|---------|--------|--------|-------|--------|
| EIDO | 23.18   | -0.47% | -0.90% | 0.22% | 3.53%  |
| VIX  | 21.23   | 6.04%  | 4.38%  | 6.95% | -2.03% |
| DXI  | 103.785 | 0.01%  | 0.52%  | 1.97% | 0.50%  |

### Europe

|       |           |        |       |       |        |
|-------|-----------|--------|-------|-------|--------|
| FTSE  | 8,014.31  | 0.12%  | 0.84% | 3.14% | 7.55%  |
| GDAXI | 15,477.55 | -0.03% | 0.52% | 2.95% | 11.16% |
| CAC40 | 7,335.61  | -0.16% | 1.76% | 4.85% | 13.31% |

### Asean & Regional

|                 |           |        |        |        |         |
|-----------------|-----------|--------|--------|--------|---------|
| Thailand (SET)  | 1,657.69  | 0.36%  | -0.43% | -1.17% | -0.66%  |
| Malaysia (KLCI) | 1,473.46  | -0.23% | -0.12% | -1.79% | -1.47%  |
| China (SSEC)    | 3,290.34  | 2.06%  | 0.19%  | 0.78%  | 6.51%   |
| Hong Kong (HSI) | 20,886.96 | 0.81%  | -1.31% | -5.25% | 5.59%   |
| Singapore (STI) | 2,589.65  | 2.00%  | 0.09%  | -0.30% | -19.63% |
| Japan (N225)    | 27,531.94 | 0.07%  | 0.38%  | 3.68%  | 5.51%   |
| Korea (KS11)    | 2,455.12  | 0.16%  | 0.10%  | 2.50%  | 9.78%   |

## CURRENCY AND BOND YIELD

|         | Rate     | 1D     | 1W     | 1M     | YTD    |
|---------|----------|--------|--------|--------|--------|
| USD/IDR | 15,157.5 | -0.28% | -0.21% | 0.58%  | -2.62% |
| USD/JPY | 134.26   | 0.02%  | 1.40%  | 3.62%  | 2.40%  |
| EUR/USD | 1.0689   | 0.06%  | -0.30% | -1.54% | -0.13% |
| GBP/USD | 1.2040   | 0.00%  | -0.79% | -2.86% | -0.48% |
| ID10YR  | 6.807    | 1.35%  | 1.16%  | 2.61%  | -1.70% |
| US10YR  | 3.817    | -0.30% | 3.06%  | 9.61%  | -1.59% |

## COMMODITY

|             | Price     | 1D     | 1W     | 1M      | YTD     |
|-------------|-----------|--------|--------|---------|---------|
| Nickel      | 27,086.00 | 5.48%  | 1.72%  | -5.86%  | -9.86%  |
| Coal        | 205.65    | -1.77% | -3.17% | -39.02% | -47.05% |
| Gold        | 1,850.30  | 0.01%  | -0.09% | -4.04%  | 1.32%   |
| Silver      | 21.823    | 0.04%  | -0.13% | -8.54%  | -9.22%  |
| Copper      | 4.1785    | 1.70%  | 2.98%  | -1.72%  | 9.59%   |
| Tin         | 25,856.00 | -4.25% | -6.07% | -12.46% | 4.22%   |
| Palm Oil    | 4.193     | 0.62%  | 1.32%  | 5.41%   | -1.82%  |
| Oil (Brent) | 83.72     | 0.87%  | -3.24% | -4.37%  | -2.46%  |
| Oil (WTI)   | 77.41     | 0.97%  | -2.30% | -5.18%  | -3.80%  |

Source : investing.com, Barchart



## FOKUS HARI INI

\*Rekomendasi kami pada halaman ini menggunakan proyeksi 1 tahun buku, kecuali ada update perkembangan selanjutnya.

### ► XL Axiata (EXCL) : Perolehan Kinerja FY22

EXCL mencatatkan pendapatan dan laba bersih FY22 senilai IDR29.2tn (+9% YoY) dan IDR1.1tn (+1% YoY) dengan kontribusi pendapatan data&layanan digital mencapai 91% atau senilai IDR26.6tn. Selain itu, pada FY22 EXCL berhasil meningkatkan *blended average revenue per user* menjadi IDR39mn dengan total pelanggan mencapai 57.5 juta.

Source : Emiten News

### ► Hartadinata Abadi (HRTA) : Target Kinerja FY23

HRTA menargetkan pendapatan FY23 senilai IDR10tn dengan anggaran capex senilai IDR50bn yang diperkirakan transaksi pada hari raya Idul Fitri dapat mencapai 35% dari total pendapatan. Sebagai informasi, hingga 3Q22 HRTA mencatatkan pendapatan senilai IDR5.1tn (+30.67% YoY) dengan laba bersih senilai IDR207.27bn (+35% YoY).

Source : Market Bisnis

### ► Wijaya Karya Beton (WTON) : Target Perolehan Kontrak FY23

WTON menargetkan kontrak baru FY23 senilai IDR8.6tn (+23.53% YoY) dan mengincar pendapatan & laba bersih masing-masing senilai IDR7.61tn & IDR225.8bn. Adapun langkah yang akan dilakukan Perusahaan yaitu berupa peningkatan sinergi dengan Grup WIKA, peningkatan penetrasi pasar, serta peluncuran produk baru.

Source : Investor Daily

### ► Bank Tabungan Negara (BBTN) : Target Kinerja FY23

BBTN menargetkan pertumbuhan laba bersih, kredit, dan DPK berkisar antara 10-11% YoY dengan rasio NPL dapat terjaga dibawah 3%.

Source : Emiten News

### ► Corporate Action

RUPS: GOTO, BIPI

#### Right Issue:

-MSIN, Ratio 10:1, Harga tebus Rp4900, trading period 14 Feb-27 Feb 2023

-KAEF, Ratio 1,000,000:58,536 Harga tebus Rp1025, trading period 14 Feb- 21 Feb 2023

-NOBU, Ratio 81:12, Harga tebus Rp592, trading period 15 Feb-21 Feb 2023

-YELO, Ratio 1:8, Harga tebus Rp100, trading period 17 Feb-02 Mar 2023

#### IPO Pooling

1. PT Pertamina Geothermal Energy Tbk (P GEO)

Sektor: Infrastruktur, Electric Utilities  
Pooling period: 20 Feb- 22 Feb 2023

Price: Rp875

2. PT Lini Imaji Kreasi Ekosistem Tbk (FUTR)

Sektor: Advertising, Consumet Cyclical  
Bookbuilding period: 21 Feb-24 Feb 2023

Price: Rp100

Info: setiap 5 saham baru hasil IPO berhak atas 4 waran seri

#### IPO Bookbuilding

1. PT Saptusaha Gemilangindah Tbk (SAGE)

Sektor: Properties and Real Estate  
Bookbuilding period: 16 Feb- 22 Feb 2023

Price range: Rp199-Rp150

Info: setiap 4 saham baru hasil IPO berhak atas 5 waran seri

2. PT Petrindo Jaya Kreasi Tbk (CUAN)

Sektor: Energy, Batubara

Bookbuilding period: 17 Feb- 22 Feb 2023

Price range: Rp200-Rp220

3. PT Nusantara Sawit Sejahtera Tbk (NSSS)

Sektor: Plantation and Crops

Bookbuilding period: 17 Feb-22 Feb 2023

Price range: Rp122-Rp190

Info: setiap 2 saham baru hasil IPO berhak atas 1 waran seri



## Trading Ideas

oleh Hadyatma Dahna Marta – Trading & Investment Specialist

### Composite Daily



| S2    | S1    | R1    | R2    |
|-------|-------|-------|-------|
| 6,741 | 6,818 | 6,952 | 6,978 |

**Last Price : 6,894**

- IHSG diprediksi bergerak mixed cenderung menguat terbatas
- Indikator MACD negatif konsolidasi
- Indikator Stochastic netral konsolidasi
- Indikator RSI netral konsolidasi

### ANTM – Buy On Weakness



| TP1   | TP2   | SL1   | SL2   |
|-------|-------|-------|-------|
| 2,130 | 2,200 | 2,000 | 1,910 |

**Last Price : 2,080**

**Trading Range : 1,910 – 2,200**

- Volume transaksi meningkat diatas rata-rata
- Indikator MACD negatif menguat
- Indikator Stochastic netral menguat
- Indikator RSI oversold konsolidasi

### WIIM – Buy On Weakness



| TP1 | TP2 | SL1 | SL2 |
|-----|-----|-----|-----|
| 810 | 830 | 750 | 700 |

**Last Price : 775**

**Trading Range : 700 - 830**

- Volume transaksi stabil dibawah rata-rata
- Indikator MACD negatif menguat
- Indikator Stochastic netral konsolidasi
- Indikator RSI netral konsolidasi

### EXCL – Trading Buy



| TP1   | TP2   | SL1   | SL2   |
|-------|-------|-------|-------|
| 2,440 | 2,530 | 2,290 | 2,260 |

**Last Price : 2,340**

**Trading Range : 2,260 – 2,530**

- Volume transaksi meningkat diatas rata-rata
- Indikator MACD negatif golden cross
- Indikator Stochastic netral menguat
- Indikator RSI netral menguat

### KRAS - Sell



| TP1 | TP2 | SL1 | SL2 |
|-----|-----|-----|-----|
| 306 | 292 | 336 | 358 |

**Last Price : 308**

**Trading Range : 292 - 358**

- Volume transaksi stabil dibawah rata-rata
- Indikator MACD negatif menguat
- Indikator Stochastic netral melemah menuju oversold
- Indikator RSI netral melemah menuju oversold

### ERAA - Sell



| TP1 | TP2 | SL1 | SL2 |
|-----|-----|-----|-----|
| 520 | 500 | 580 | 630 |

**Last Price : 540**

**Trading Range : 500 - 630**

- Volume transaksi stabil dibawah rata-rata
- Indikator MACD positif melemah
- Indikator Stochastic netral melemah
- Indikator RSI netral melemah



## STOCK PICK

| TREND TRADE |        |            |            |              |           |                         |
|-------------|--------|------------|------------|--------------|-----------|-------------------------|
| Code        | Action | Call Price | Last Price | Target Price | Stop Loss | Remarks                 |
| ANTM        | BUY    | 2.150      | 2.080      | 2.400        | 2.000     | Inverted HnS<br>Day 25  |
| SMGR        | BUY    | 7.200      | 7.525      | 8.200        | 6.725     | Bullish Trend<br>Day 25 |
| SIDO        | BUY    | 870        | 860        | 1.000        | 790       | Cup and handle<br>Day 5 |

**Catatan:**

Trend Trade/Minor Trend memiliki rentang waktu hold position dalam 30 hari. \*rekomendasi baru  
Call Price adalah harga pada saat rekomendasi dikeluarkan

| SWING TRADE |        |            |            |              |           |                          |
|-------------|--------|------------|------------|--------------|-----------|--------------------------|
| Code        | Action | Call Price | Last Price | Target Price | Stop Loss | Remarks                  |
| LPPF        | BUY    | 5.100      | 5.200      | 5.330        | 4.680     | Bullish Trend<br>Day 5   |
| ASSA        | BUY    | 1.000      | 950        | 1.070        | 875       | Rounding Bottom<br>Day 3 |
| MDKA        | BUY    | 4.750      | 4.740      | 5.000        | 4.550     | Bullish Trend<br>Day 3   |

**Catatan:**

Swing Trade memiliki rentang waktu hold position dalam 3-10 hari. \*rekomendasi baru  
Call Price adalah harga pada saat rekomendasi dikeluarkan

| DAY TRADE |      |            |          |     |        |        |        |        |        |       |
|-----------|------|------------|----------|-----|--------|--------|--------|--------|--------|-------|
| NO        | CODE | LAST PRICE | PREV DAY | Δ   | % CHG  | ACTION | TP1    | TP2    | SL1    | SL2   |
| 1         | ANTM | 2080       | 2090     | -10 | -0,48% | BUY    | 2.130  | 2.200  | 2.000  | 1.910 |
| 2         | WIIM | 775        | 775      | 0   | 0,00%  | BUY    | 810    | 830    | 750    | 700   |
| 3         | EXCL | 2340       | 2250     | 90  | 4,00%  | BUY    | 2.440  | 2.530  | 2.290  | 2.260 |
| 4         | HRUM | 1615       | 1605     | 10  | 0,62%  | BUY    | 1.760  | 1.820  | 1.515  | 1.470 |
| 5         | JPFA | 1330       | 1320     | 10  | 0,76%  | BUY    | 1.350  | 1.385  | 1.315  | 1.310 |
| 6         | ICBP | 10350      | 10350    | 0   | 0,00%  | BUY    | 10.600 | 10.650 | 10.000 | 9.850 |
| 7         | TPIA | 2300       | 2310     | -10 | -0,43% | BUY    | 2.400  | 2.560  | 2.280  | 2.180 |
| 8         | MPMX | 1170       | 1165     | 5   | 0,43%  | BUY    | 1.185  | 1.255  | 1.150  | 1.100 |
| 9         | KRAS | 308        | 310      | -2  | -0,65% | SELL   | 306    | 292    | 336    | 358   |
| 10        | ERAA | 540        | 550      | -10 | -1,82% | SELL   | 520    | 500    | 580    | 630   |
| 11        | LINK | 2160       | 2190     | -30 | -1,37% | SELL   | 2.090  | 2.000  | 2.230  | 2.330 |
| 12        | IPTV | 57         | 58       | -1  | -1,72% | SELL   | 55     | 50     | 69     | 89    |
| 13        | INDY | 2220       | 2270     | -50 | -2,20% | SELL   | 2.200  | 2.050  | 2.340  | 2.380 |
| 14        | ARTO | 2960       | 2990     | -30 | -1,00% | SELL   | 2.770  | 2.190  | 3.140  | 3.310 |
| 15        | MLPL | 105        | 110      | -5  | -4,55% | SELL   | 100    | 98     | 110    | 117   |

**Keterangan Day Trade Stock Pick :**


1. Data kumpulan saham diambil dari BRIDS Technical Universe
2. Data diurutkan berdasarkan value transaksi terbesar selama 20 hari bursa terakhir
3. SL1 (Stop Loss 1) = Batas bawah pertama yang direkomendasikan untuk melakukan CUT LOSS
4. SL2 (Stop Loss 2) = Batas bawah kedua yang direkomendasikan untuk melakukan CUT LOSS
5. TP1 (Target Price 1) = Batas atas pertama yang direkomendasikan untuk melakukan TAKE PROFIT
6. TP2 (Target Price 2) = Batas atas kedua yang direkomendasikan untuk melakukan TAKE PROFIT




## Sales Team


### Ferdi Armand Hanafi


Branch Manager - Coordinator


 Palembang


 [ferdi.hanafi@bridanareksasekuritas.co.id](mailto:ferdi.hanafi@bridanareksasekuritas.co.id)

 (021) 78849149


 Depok


 [ferdi.hanafi@bridanareksasekuritas.co.id](mailto:ferdi.hanafi@bridanareksasekuritas.co.id)


 (021) 50914100


 Bandung


 [ferdi.hanafi@bridanareksasekuritas.co.id](mailto:ferdi.hanafi@bridanareksasekuritas.co.id)


 (022) 7303588


 Surabaya

 [ferdi.hanafi@bridanareksasekuritas.co.id](mailto:ferdi.hanafi@bridanareksasekuritas.co.id)

 (031) 5345888


 Medan


 [ferdi.hanafi@bridanareksasekuritas.co.id](mailto:ferdi.hanafi@bridanareksasekuritas.co.id)

 (061) 4528100

### Ferdi Armand Hanafi


Head - Retail Business Activation & Engagement


 [ferdi.hanafi@bridanareksasekuritas.co.id](mailto:ferdi.hanafi@bridanareksasekuritas.co.id)


 (021) 50914100

### Rudy Ruslim

Branch Manager


 Mangga Dua


 [rudyr@bridanareksasekuritas.co.id](mailto:rudyr@bridanareksasekuritas.co.id)


 (021) 62301988

### Umar Bin Aziz

Branch Manager


 Makassar


 [umarba@bridanareksasekuritas.co.id](mailto:umarba@bridanareksasekuritas.co.id)


 (0411) 8114011

### Upik Yuzarni

Branch Manager


 Bumi Serpong Damai (BSD)


 [upik\\_y@bridanareksasekuritas.co.id](mailto:upik_y@bridanareksasekuritas.co.id)


 (021) 29555777

### Yahuda Nawa Yanukrisna

Branch Manager

 Yogyakarta, Solo, Semarang

 [yahuda@bridanareksasekuritas.co.id](mailto:yahuda@bridanareksasekuritas.co.id)

 (0274) 551181